


ERISFIL SP RIGID POCKETS TH



TYPICAL APPLICATIONS

High efficiency air filtration in reduced dimensions and high flow filtering units applications
Thanks to its construction and high filtering surface, the ERISFIL filters have a longer clogging time than standard flat pockets, moreover there is no risk of loss of clogged dusts, as well as glass fibres.

TECHNICAL CHARACTERISTICS

MEDIA = Glass fibre paper

SEPARATORS = Hot melt gluing.

SEALANT = Two components cold moulded polyurethane.

FRAME = Full plastics.

EFFICIENCY *

CODE	EUROVENT 4/5 CLASSIFICATION	AVERAGE EFFICIENCY, Em % 0,4µm CEN - EN 779	EN 779 CLASSIFICATION
TH	EU9	95 ≤ Em	F9

WORKING TEMPERATURE = 80°C

RELATIVE HUMIDITY = 90% max.

FIRE RESISTANCE = This filter can be incinerated without the emission of toxic gases and dust in town incinerators.

SPECIAL MODELS = Final code : __ **2 R** = Two side protective grids version
Final code : __ **0 G** = Eight grids version

Neoprene gasket version on request

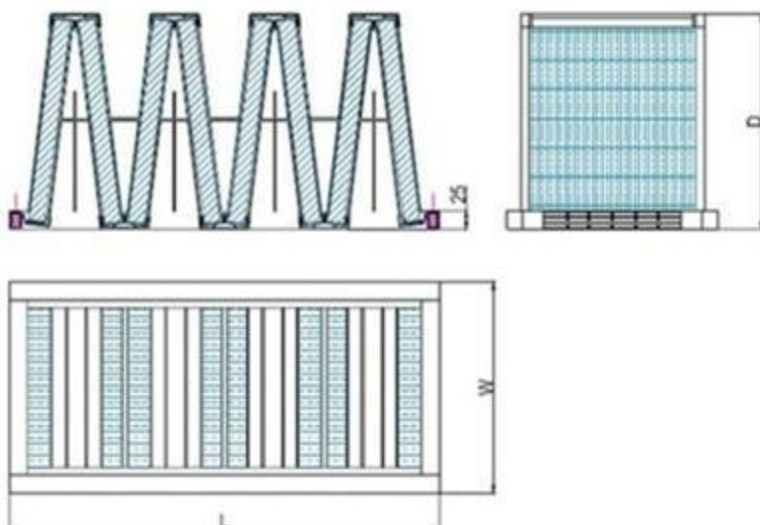
ADVANTAGES

- ⇨ Strong and rigid construction that permits an easy and quick installation.
- ⇨ Compact project with reduced volume (292 mm width, 25 mm flange)
- ⇨ High filtering surface and long clogging time.
- ⇨ Increasing efficiency during the utilisation.

* = MPA NRW 550035 0 89-03
550035 0 89-05

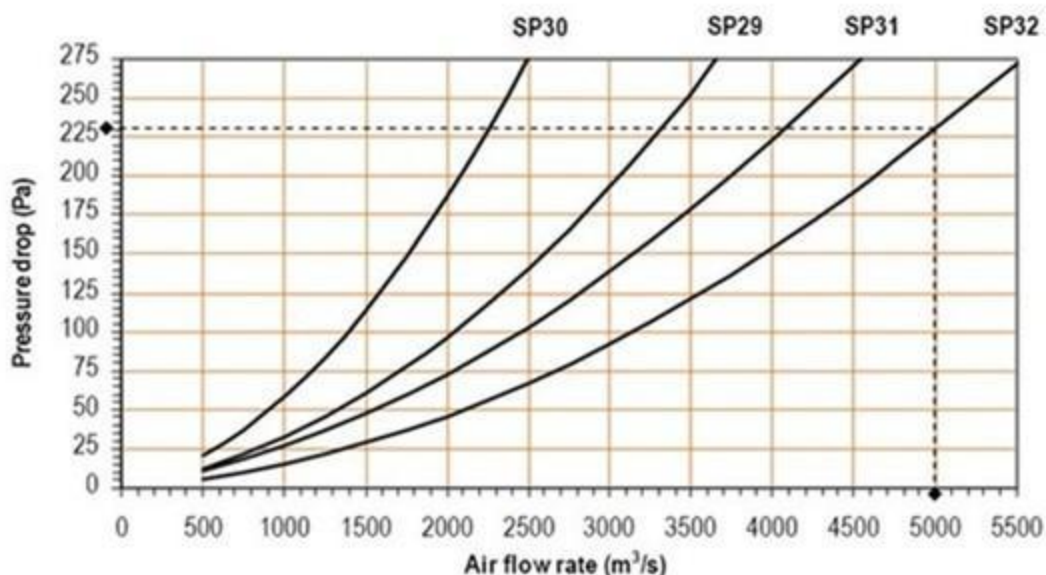
= test report RNE - CETIAT
N° 920393/6 A
920393/6 B
920393/6 C

ERISFIL SP TH



CODE	Dimensions W x L x D mm	Flow rate m ³ /h	Filtering surface m ²	Initial pressure drop Pa	Volume m ³	Weight kg
SP 29 TH 00	402 x 593 x 292	3300	11,80	230	0,084	4,00
SP 30 TH 00	288 x 593 x 292	2250	8,5	230	0,060	3,15
SP 31 TH 00	491 x 593 x 292	4100	14,5	230	0,102	4,50
SP 32 TH 00	593 x 593 x 292	5000	18,0	230	0,123	5,50

Pressure drop as a function of the air flow rate (clean device)



- ⇒ Recommended final pressure drop ≤ 600 Pa
- ⇒ Maximum final pressure drop ≤ 1000 Pa